





## Technical Information

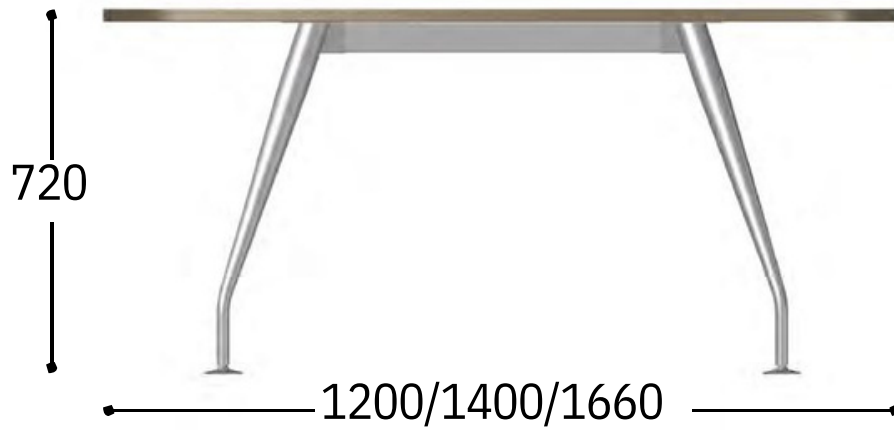
### Standard Features

- Robust modular frame construction
- Large diameter tapered leg design
- Top quality Chrome plating or epoxy finish
- Levelling feet and glides
- 25mm MFC tops with 50mm radius corners

### Optional Features

- Cable management
- Integrated power/data

## DIMENSIONS - Soft Square



## Top Sizes/Configurations



W1400 x D1400

W1600 x D1600

W1800 x D1800

## Finishes

### Top Finishes - 25mm MFC

Square edge profile -



Lorenzo Oak



Natural Elm




Light Oak



Gold Oak



Grey Oak



Walnut



Silver Elm



White



Light Grey



Taupe Grey




Stone Grey



Graphite



Black




Reed Green

### Optional Edging




Acrylic Ply Effect


### Framework



White



Black



Chrome

# aura design



Hub Spaces, 582 Honeypot Lane, Stanmore, HA7 1JS, UK  
[www.auraadesign.co.uk](http://www.auraadesign.co.uk)  
020 3915 8008  
[info@auraadesign.co.uk](mailto:info@auraadesign.co.uk)